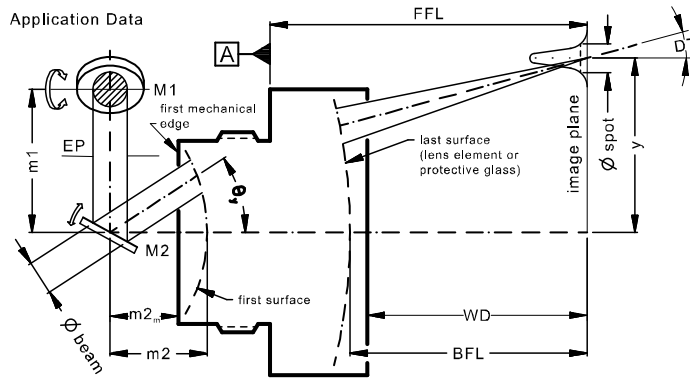


LINOS F-Theta-Ronar Lens

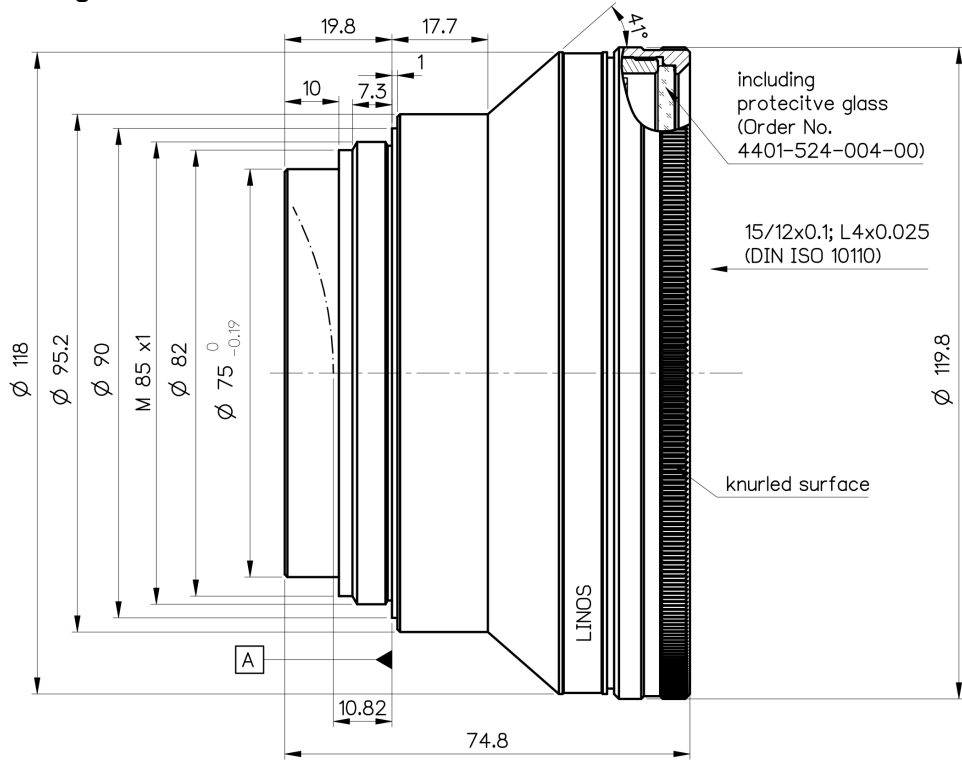
f = 330mm, 940-980nm



Part number	4401-524-000-21		
Design wavelength	λ	(nm)	980
Effective focal length	EFL	(mm)	329.8
Back focal length	BFL	(mm)	388.9
Working distance	WD	(mm)	386.0
Flange focal length	FFL	(mm)	441.0
Beam diameter 1/e ² truncated	$\varnothing_{\text{beam}}$	(mm)	20
Recommended mirror distance m1	m1	(mm)	25.6
Recommended mirror distance m2	m2	(mm)	27.5
Recommended mirror distance m2 _{mechanical}	m2 _m	(mm)	18.5
Scan angle	$\pm\theta_{x,y}$	(°)	± 17.6
Scan area	2x * 2y	(mm ²)	202 x 202
Spot diameter	$\varnothing_{\text{spot}}$	(μm)	30
Telecentric error (maximum deviation)	DT	(°)	14.6
Total transmission @ 940 - 980nm	T	(%)	97
Focused back reflex positions from first surface		(mm)	1.6; 33.0; 33.6; 102.7; 103.4
Weight		(g)	1500
Protective glass	PG		4401-524-004-00

Optical parameters calculated for a 1-mirror system
 Subject to technical change

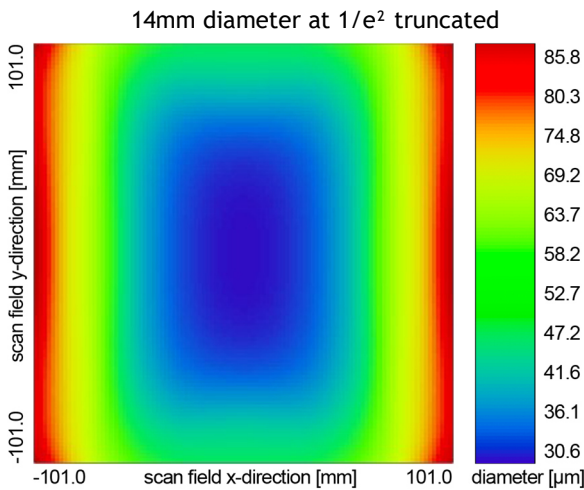
Mechanical drawing



Dimensions without tolerances are nominal values and illustration not to scale

Spot variation over scan field

Spot radius in μm at $1/e^2$ level for a Gaussian laser beam ($M^2=1$), focused over scan field
Field size and mirror distances as given above for a 2 mirror scan system



Notes



For technical explanations, see our homepage.

In a 1-mirror system, the entrance pupil (EP) is the position of the scan mirror. In a 2-mirror system, it is the point where the scan mirrors should be placed around symmetrically to reach specified performance.