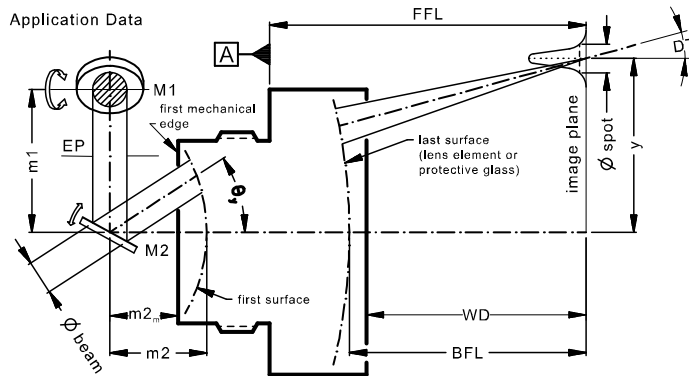


LINOS F-Theta-Ronar Lens

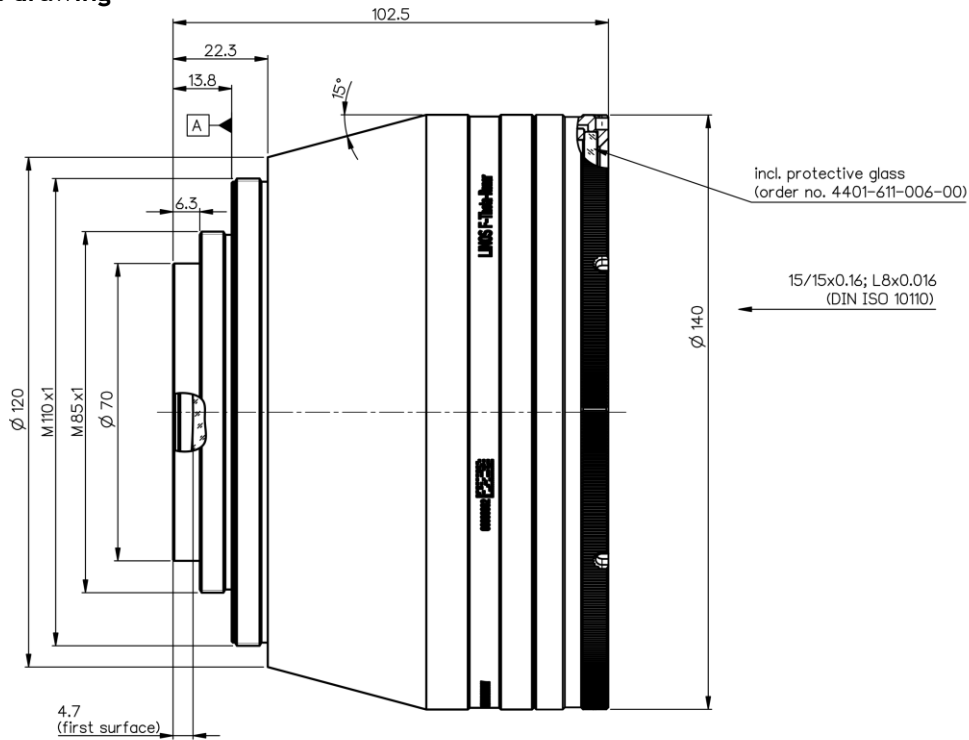
f = 262mm, 440-460nm, fused silica, low absorption



Part number	4401-611-000-26			
Design wavelength	λ	(nm)	450	
Effective focal length	EFL	(mm)	261.5	
Back focal length	BFL	(mm)	345.1	
Working distance	WD	(mm)	342.6	
Flange focal length	FFL	(mm)	431.1	
Beam diameter 1/e ² truncated	$\varnothing_{\text{beam}}$	(mm)	20.0	30.0
Recommended mirror distance m1	m1	(mm)	25.0	37.0
Recommended mirror distance m2	m2	(mm)	32.0	35.0
Recommended mirror distance m2 _{mechanical}	m2 _m	(mm)	27.3	30.3
Scan angle	$\pm\theta_{x,y}$	(°)	14.4	6.7
Scan area	2y	(mm ²)	128 x 128	61 x 61
Spot diameter	$\varnothing_{\text{spot}}$	(μm)	11	8
Telecentric error (maximum deviation)	DT	(°)	7.4	3.4
Total transmission @ 440 - 460nm	T	(%)	> 96	
Focused back reflex positions from first surface		(mm)	10.47; 17.20; 20.90; 21.79; 49.91; 50.49; 62.39	
Weight		(g)	2331	
Protective glass	PG		4401-611-006-00	

Optical parameters calculated for a 1-mirror system
 Subject to technical change

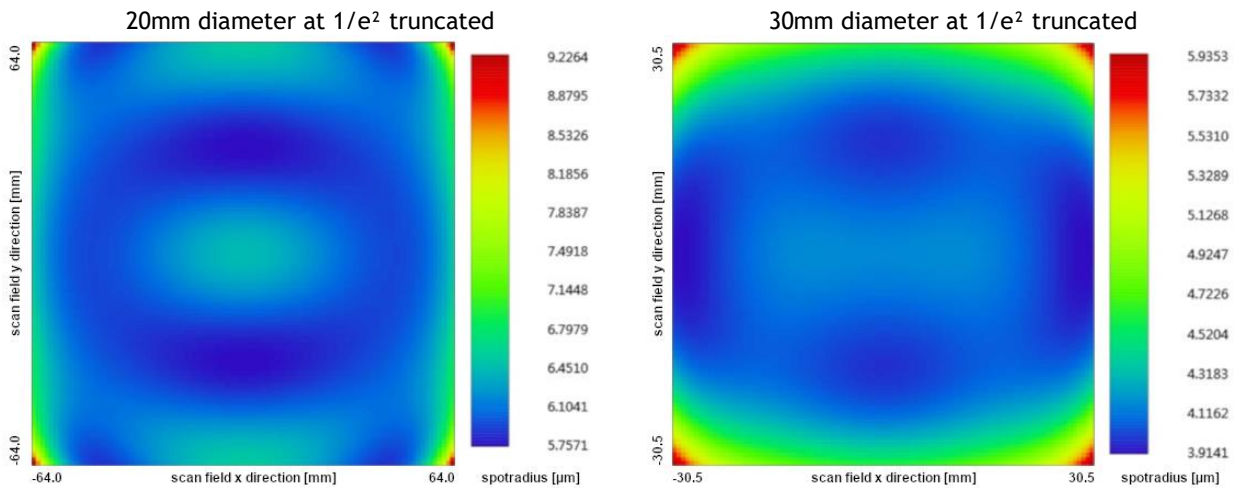
Mechanical drawing



Dimensions without tolerances are nominal values and illustration not to scale

Spot variation over scanfield

Spot radius in μm at $1/e^2$ level for a Gaussian laser beam ($M^2=1$)
field size and mirror distances as given above for a 2 mirror scan system



Notes:



For technical explanations, see our homepage.

In a 1-mirror system, the entrance pupil (EP) is the position of the scan mirror. In a 2-mirror system, it is the point where the scan mirrors should be placed around symmetrically to reach specified performance.