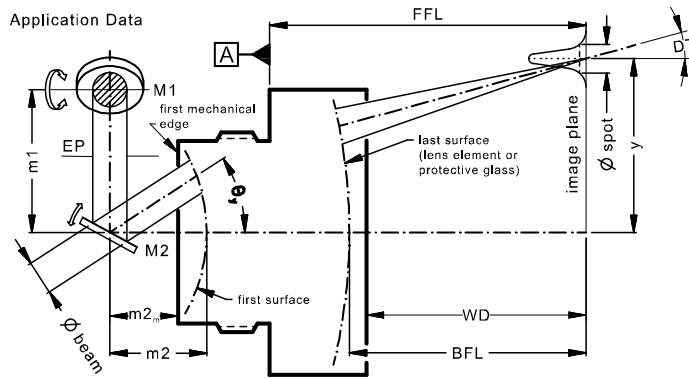


LINOS F-Theta-Ronar Lens

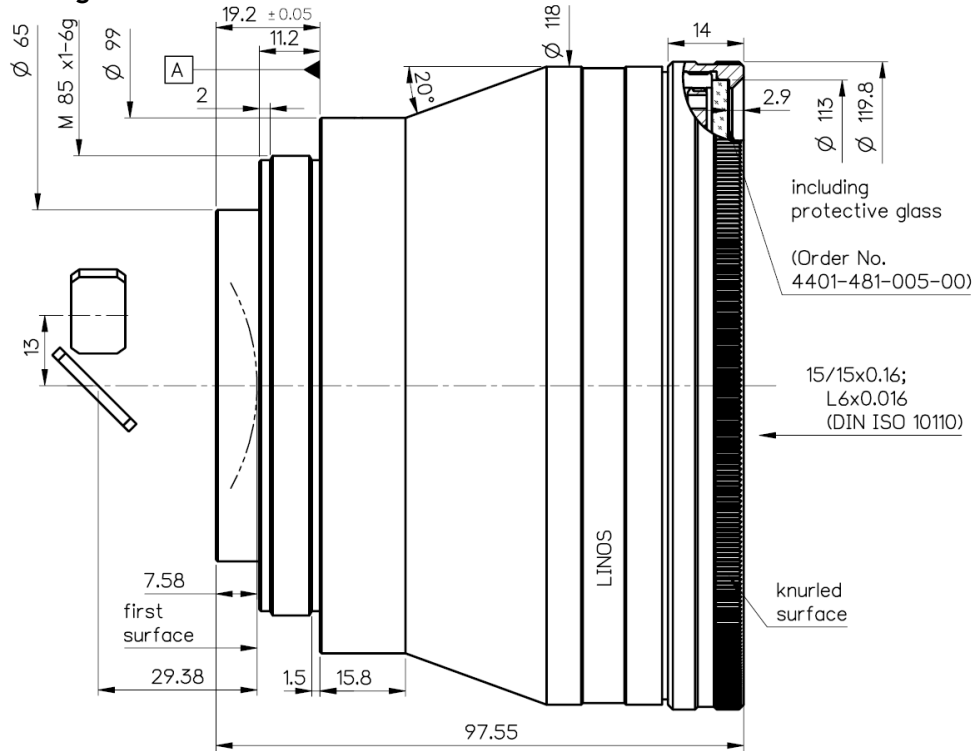
f = 100mm, 340-360nm, telecentric, fused silica



Part number	4401-509-000-21		
Design wavelength	λ	(nm)	355
Effective focal length	EFL	(mm)	104.1
Back working distance	BFL	(mm)	139.6
Working distance	WD	(mm)	136.7
Flange focal length	FFL	(mm)	215.1
Beam diameter 1/e ² truncated	$\varnothing_{\text{beam}}$	(mm)	10
Recommended mirror distance m1	m1	(mm)	13.0
Recommended mirror distance m2	m2	(mm)	29.4
Recommended mirror distance m2 _{mechanical}	m2 _m	(mm)	21.8
Scan angle	$\pm\theta_{x,y}$	(°)	12.7
Scan area (edge length of scan field)	2x * 2y	(mm ²)	46 x 46
Spot diameter	$\varnothing_{\text{spot}}$	(μm)	7
Telecentric error (maximum deviation)	DT	(°)	0.5
Total transmission @ 340 - 360nm	T	(%)	> 96
Group delay dispersion at λ	GDD	(fs ²)	8651
LIDT coating @ 355nm, 6ns, 100Hz		(J/cm ²)	4
Focused back reflex positions from first surface		(mm)	2.0; 2.7; 3.3; 19.8; 63.7; 127.3
Weight		(g)	1600
Protective glass	PG		4401-481-005-00

Optical parameters calculated for a 1-mirror system
 Subject to technical change

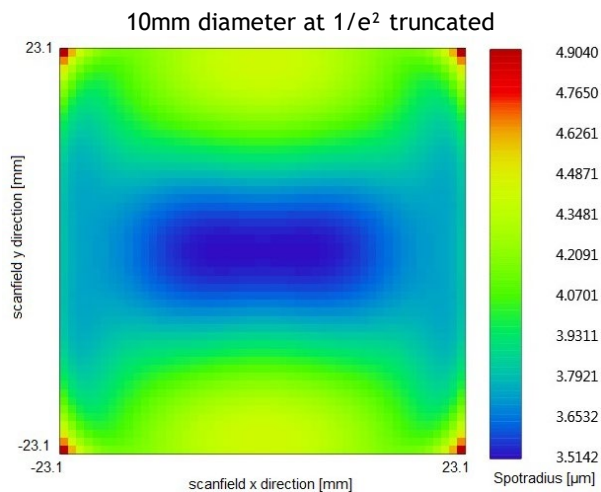
Mechanical drawing



Dimensions without tolerances are nominal values and illustration not to scale

Spot variation over scanfield

Spot radius in μm at $1/e^2$ level for a Gaussian laser beam ($M^2=1$)
field size and mirror distances as given above for a 2 mirror scan system



Notes



For technical explanations, see our homepage.

In a 1-mirror system, the entrance pupil (EP) is the position of the scan mirror. In a 2-mirror system, it is the point where the scan mirrors should be placed around symmetrically to reach specified performance.