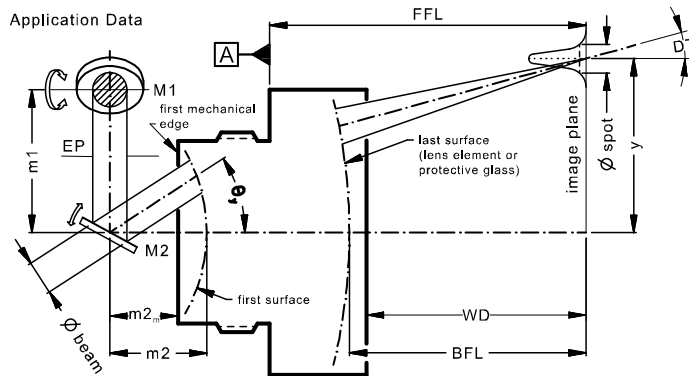


LINOS F-Theta-Ronar Lens

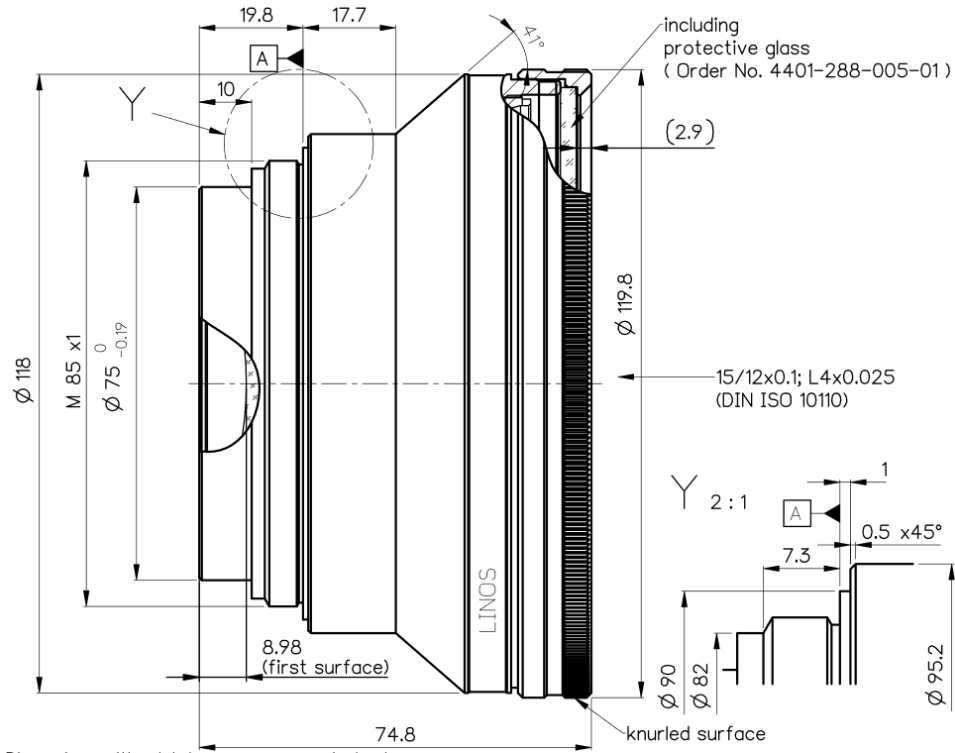
f = 330mm, 1064nm



Part number	4401-360-000-21		
Design wavelength	λ	(nm)	1064
Effective focal length	EFL	(mm)	331.4
Back focal length	BFL	(mm)	390.5
Working distance	WD	(mm)	387.6
Flange focal length	FFL	(mm)	442.6
Beam diameter 1/e ² truncated	$\varnothing_{\text{beam}}$	(mm)	16.0
Recommended mirror distance m1	m1	(mm)	18.0
Recommended mirror distance m2	m2	(mm)	24.0
Recommended mirror distance m2 _{mechanical}	m2 _m	(mm)	15.0
Scan angle	$\pm\theta_{x,y}$	(°)	18.7
Scan area (edge length of scan field)	2x * 2y	(mm ²)	217 x 217
Spot diameter	$\varnothing_{\text{spot}}$	(μm)	40
Total transmission @ 1064nm	T	(%)	> 96
LIDT coating @ 1064nm, 9ns, 100Hz		(J/cm ²)	10
Focused back reflex positions from first surface		(mm)	1.8; 33.1; 33.6; 104.3; 104.9
Weight		(g)	1050
Protective glass	PG		4401-288-005-01

Optical parameters calculated for a 1-mirror system
 Subject to technical change

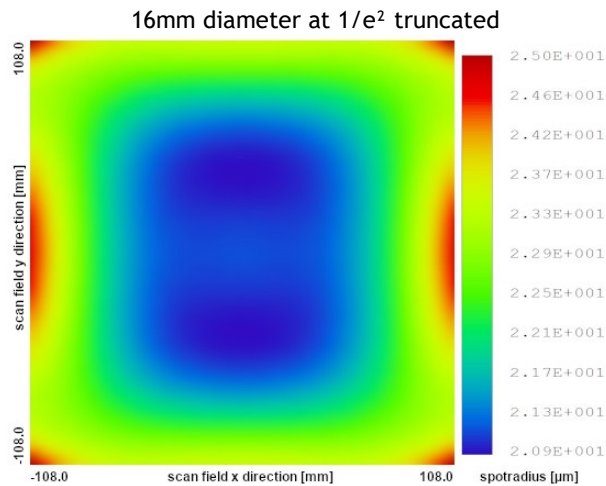
Mechanical drawing



Dimensions without tolerances are nominal values and illustration not to scale

Spot variation over scanfield

Spot radius in μm at $1/e^2$ level for a Gaussian laser beam ($M^2=1$)
field size and mirror distances as given above for a 2 mirror scan system



Notes



For technical explanations, see our homepage.

In a 1-mirror system, the entrance pupil (EP) is the position of the scan mirror. In a 2-mirror system, it is the point where the scan mirrors should be placed around symmetrically to reach specified performance.